Cleaning plexiglass barriers

Reducing exposure at workplaces

Plexiglass barriers are recommended for use in many workplaces when social distancing measure cannot be maintained (e.g. Registration desks, cashiers or customer pickup counters).

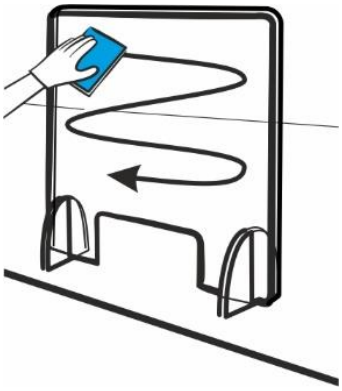

Cleaning Plexiglass

Plexiglass, which is also known as plastic or acrylic glass, has a smooth surface which requires special attention whilst cleaning to keep it hygienically clean.

Cleaning steps:

- Always use a soft, lint-free microfibre cloth
- Spray directly onto the wipe or pre-wet the cloth with your choice of water or cleaning solution
- Wipe the surface down gently starting from the top downwards in a S movement
- After each use thoroughly rinse the cloth as some dirt particles can scratch the plexiglass surface
- Only use recommended cleaning detergent/ disinfectant which is not damaging the surface.

Recommended wipes

Vileda Professional has a comprehensive range of wipes that are suitable for the cleaning such delicate surfaces.

PVAmicro

Durable, streak-free microfibre cleaning in one-step through a patented PVA coating

- Excellent fatty dirt removal
- Very quick and easy to rinse, no particles or hair stay in the wipe
- Machine washable

MicronQuick

Durable, patented pie 32 micron fibres, achieving superior cleaning performance

- 99.99% bacteria and germs removal
- Lint and streak free cleaning results
- Machine washable

MicronSolo (Stack and Roll)

Single-use pie 32 micron fibres, superior cleaning and excellent absorbency

- 99.98% bacteria and germs removal
- Efficient fatty dirt removal
- Very high absorbency, good spill pick-up
- Single use

Vileda Professional
Freudenberg Home and Cleaning Solutions GmbH, Im Technologiepark 19, 69469 Weinheim
E-Mail: vileda.professional@fhp-ww.com, www.vileda-professional.com

a brand of FREUDENBERG

Cleaning Instructions

Plexiglass barriers

1. Use microfibre cloths

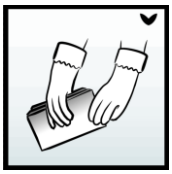

Use a soft, lint-free microfibre cloth to wipe the surface down gently.

2a Use spray method

Spray on the wipe to achieve streak free cleaning result.

2b. Use bucket method



Rinse & wring the wipe thoroughly in the bucket to achieve streak free cleaning result.

3. Wipe in a S movement

Wipe the surface from top to bottom with S movement.

4. Cleaning detergent/ disinfectant

Only use recommended cleaning detergent/ disinfectant which is not damaging the surface.

5. Rinse thoroughly



Some dirt, such as mineral particles, can scratch plexiglass. Therefore, the wipe should be rinsed well before use.



Vileda Professional
Freudenberg Home and Cleaning Solutions GmbH, Im Technologiepark 19, 69469 Weinheim
E-Mail: vileda.professional@fhp-ww.com, www.vileda-professional.com

a brand of FREUDENBERG